


Cable Product Catalogue

2022 – 2023



COSMICONN


COSMICONN

Brand Introduction

COSMICONN is a wholly-owned associate brand of Seetronic focusing on the research, development, production and sales of high-end cable products based on Seetronic's brand positioning.

COSMICONN introduces international advanced production equipment and professional technical personnel including world-class test equipment AP audio tester to ensure the perfect quality of COSMICONN cable products.

COSMICONN guarantees and promised a unique advantage in the cable manufacturing industry because Seetronic is deeply rooted in the long-term accumulation and build-up of connectors. Thus, we understand better the real ideas of customers, the practical application of premade cables and the extraordinary significance of connectivity.











What do we do about environmental protection?

With the enhancement of human environmental awareness and people's attention to their own health, environmental issues have become the focus of human society, and many countries, regions and organizations have formulated strict standards and regulations to restrict the use of harmful substances, especially RoHS and REACH regulations. We at Seetronic promise that the plastics used in the cables are fully compliant with RoHS



Contents

Cosmiconn Brand Introduction		01
Bulk Cables Introduction		03
Microphone Cables		06
DMX - AES/EBU Cables		14
Guitar/Instrument Cables		19
Network Cables		21
Speaker Cables		24
Power Cables		34
Combined Cables		36
Premade Cables Introduction		40
Microphone Series		42
Audio Series		43
Instrument Series		47
DMX - AES/EBU Series		48
Speaker Series		49
Power Series		50
Overmolded Power Series		51
Network Series		52
Combined Cable Series		53
How to Order		59

What is the difference between a professional speaker cable and a power cord?

There are definitely differences, in terms of electrical properties and mechanical properties, there are subtle differences in material selection and structural design.

Copper Wire Purity

Professional speaker cables require reduced transmission attenuation, small resistance, full bass and beautiful treble which requires higher purity of copper wire. The speaker cable usually use oxygen-free copper (OFC) and copper purity is not less than 99.96%. The oxygen content is not more than 50ppm and the power line often use low oxygen copper containing oxygen volume which is 200~400ppm and the resistivity is slightly higher than that of oxygen-free copper. From this point of view, the conductors of professional speaker cables have higher purity and smaller resistance.




Withstand Voltage

The working voltage of the professional speaker cable does not exceed 100V while the power line voltage requirements meet 220V. The lower the working voltage, the thinner the insulation layer so it is often seen that the insulation layer of the professional speaker cable (the plastic that coats the surface of the copper conductor is called the insulation layer) is thinner than the insulation layer of the RVV. Then the assembler do not use the speaker cable as a power cord when using the 220V power supply which may cause the insulation layer to break down after a long time which cause accidents such as short circuits.

Softness

Professional speaker cable according to different application occasions are divided into engineering line and mobile performance line. The former focus on small outer diameter and cost-effective. The latter focus on softness, toughness and anti-rotation, These features and benefits are according to different characteristics of the selection of plastic and according to the characteristics to achieve performance requirements. Therefore, it is common to see that the engineering speaker cable is smaller than the RVV outer diameter. The appearance is twisted and the outer diameter of the mobile speaker line is larger and softer than the RVV and these two characteristics cannot be taken into account by the RVV. If there is no professional audio cable on the project site, can the RVV be temporarily replaced? The answer is that it can be used temporarily provided that in the case of low requirements for outer diameter, softness and transmission sound effects, the speaker will definitely be able to sound and will not cause damage to the audio system.



What is an AES/EBU digital audio cable? Can I replace it ?

AES/EBU, whose full name is Audio Engineering Society/European Broadcast Union, is a serial transmission protocol for transmitting two channels of digital audio data over a pair of twisted pairs, of which AES refers to the AES3-2003 standard (first published in 1985, revised in 1992 and 2003), and EBU refers to the EBU Tech 3250E standard. The two are essentially identical, collectively referred to as the AES/EBU digital audio interface protocol, while AES3 has been incorporated into the IEC60958 standard of the International Electrotechnical Commission.

AES3 specifies that there are three kinds of sampling frequencies: 32KHz, 44.1KHz, 48KHz, the transmission frequency at 48KHz sampling frequency is 6.144MHz, the transmission bit rate is 3.072Mbps, the characteristic impedance of the balanced connection method is $110 \pm 10 \Omega$, and the characteristic impedance of the unbalanced connection method is $75 \pm 3 \Omega$, so the characteristic impedance is very important.

Can the DMX 512 light cable be replaced with RVVP4×0.5?

Although the structure has 4 cores plus braided shielding but the difference between the two cables is still very large. First of all, RVVP this model is derived from the national standard JB/T8734. The insulation and sheath materials are PVC. There is no requirement for the characteristic impedance. We tested the impedance at about 70Ω and the DMX512 light signal cable is proposed by the American Stage Lighting Association (USITT) a data dimming protocol. For the characteristic impedance has clear requirements, that is, 120Ω +5% ~ 120Ω -10%. The transmission distance can reach 1200 meters if the RVVP is used. The impedance does not match causing a large reflection and the transmission distance of more than 30 meters may appear garbled, packet loss and other phenomena. Therefore, DMX512 light signal connection must not use RVVP. Be sure to use professional cables to ensure the transmission distance and signal stability. Thus, it is worth noting that:

- The last load connected uses a 120Ω termination resistor to maintain system stability.
- The load should not exceed 32 and if necessary, increase the signal splitter.

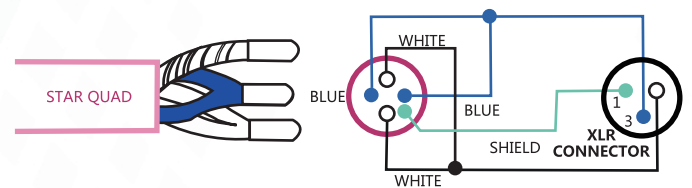
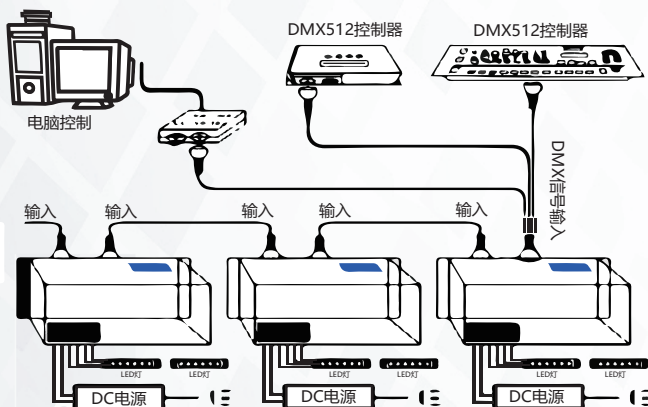
The distance of the usual DMX512 signal cable is controlled within 200 meters, that is, the distance between the console or the distributor to the end load should not exceed 200 meters such as more than 200 meters of special cases. Please contact the manufacturer to select a professional cable of foamed polyolefin material.

When to use a four-core star strand cable?

The application of four-core star strand cable is more and more extensive. More and more professionals realize the importance of anti-interference which is also the biggest advantage of the four-core star strand structure. This double balance offset structure greatly reduces the noise introduced by electromagnetic reaction. Compared with other two-core cables, the advantages are obvious. Our four-core cable is complete, including microphone cable and audio signal cable, can be selected according to different occasions. Of course, the star strand structure also has disadvantages, that is, the high frequency (after 10KHZ) attenuation is large which can be seen by the comparative test.

High frequency attenuation mainly depends on the capacitance. The two-core capacitor is usually around 70pF and the star strand structure capacitance is increased to 100pF (it should be noted that the star strand capacitor is not a two-core capacitor). For the star strand capacitor to increase this point, we replaced the insulating material for the foam polyolefin to reduce the capacitance so that the star strand structure of the foamed material can maintain the high frequency low attenuation effect of the two core wires. On the four-core star stranded cable, we have microphone cables and audio signal cables to choose from, please combine the application environment to choose.

Of course, what needs to be reminded is the star strand wiring method:



How to choose the various shielding methods of signal cables?

Common audio signal cables including audio signal cables and microphone cables are shielded by aluminum foil shield, copper wire spiral shield and copper wire braided shield. The purpose of these shielding methods is to improve the anti-interference ability of cables. So how to choose these blocking methods?

Aluminum foil shielding

This is the lowest cost of the three ways, the principle is to use aluminum foil tape wrapped around the surface of the cable to achieve shielding purposes, aluminum foil is a process of applying aluminum to polyolefin film, aluminum foil thickness is usually 0.02 ~ 0.05mm, the process is mature, the amount of aluminum per unit of aluminum foil is very small, 1000 meters of wire uses one or two kilograms of aluminum foil. Thus, the cost is very low. This way is usually accompanied by tinned copper wire grounding wire used together. Aluminum foil shielded cables usually used for fixed installation occasions, or after special treatment can be used for flowing use of cables. Also typically used for intermediate audio signal cables.



Copper wire braided shielding

This is the most common way of shielding microphone cable applications, but also the highest cost, by the braid density of 90% / 98% to measure the tightness of the braid, the higher the braid density, the denser, the more patience and experience is required when the termination picks. The advantage is tensile resistance, bending resistance, even in the use of multiple bending and twisting of the flow performance occasion can maintain good structural stability and good shielding effect which is the flow of the microphone cable preferred shielding method.



Copper wire spiral shielding

This is the early microphone cable commonly used shielding method. Copper wire is in the same direction uniformly and orderly wound on the surface of the cable to achieve shielding effect. The main cost of this way is still copper wire, the cost is between the aluminum foil and copper wire braid shielding. The advantage is the cable is softer and the disadvantage is that the structure of the cable is not stable and the tensile resistance is poor, and the application in recent years has been reduced.



Commonly used Materials in Professional Audio Cables

BC - Bare Copper. This is the most commonly used OFC (oxygen-free copper) without any plating. Its advantage is having smallest resistance which is the most common application. Its disadvantage is not high temperature resistance and oxidation resistance which is not as good as tinned copper wire, commonly used as a conductor of the cable.

TC - Tinned Copper wire, tin plating on the surface of the copper wire to improve oxidation resistance but will increase the resistance. Often used for foamed insulating layer conductors and shielded braided mesh.

LDPE - Low-Density Polyethylene, the dielectric constant of this material is smaller than about 2.3, low capacitance, high sound attenuation is reduced, is a microphone cable, audio signal line commonly used insulation material, but the material is softer, not suitable for too thin core wire.

HDPE - High-Density Polyethylene, like LDPE, has a small dielectric constant of about 2.3, low capacitance. Low sound attenuation is reduced and the material is harder. Suitable as an insulation of thinner cores.

Foam-PE - Foamed Polyethylene, through the process means of nitrogen is charged into the hydrocarbon insulation layer to reduce the dielectric constant, usually 1.6~2, less attenuation. For equipment, process requirements are more refined. Production costs are also higher and usually used for high-frequency signal cable insulation process.

PVC - Polyvinyl Chloride is one of the most commonly used materials in cables. It is low price, good flame retardant performance, mature production process and easy to obtain. Usually used for fixed installation of audio cables, and speaker cables. .

PVC Elastomer is PVC mixed with other additives to achieve the purpose of elasticity, softness and flexibility than traditional PVC. The cost is higher and usually used as a mobile performance of the microphone cable, audio signal cable, speaker cable and other requirements of soft cable sheath.

TPU - Thermoplastic Polyurethane Elastomer, with similar weather resistance to rubber, can indeed be produced with plastic extrusion equipment, reducing production costs, with good elasticity, cold resistance, acid resistance, alkali resistance, oil resistance, hydrolysis resistance and other excellent properties. This is the preferred material for harsh environments usually used as outdoor performances or water parks directly immersed in audio cable sheath materials.

LSZH - Low Smoke Halogen-free. In recent years, construction need to meet the requirements of low smoke halogen-free, Seetronic LSZH material is fully in line with the standard, that is, halogen-free in line with IEC60754, low smoke in line with IEC61034 which is the international standard for low smoke and halogen-free, we hope to be able to add a little strength to fire safety.

Microphone Cables



COSMICONN

SINGLE-CORE MICROPHONE CABLE

- Spiral shield single core microphone cable
- Small die-electric HDPE insulation for improved sound quality
- Soft feel cable body and cost-effective
- Appropriate for fixed and mobile installations



Product Structure Parameters

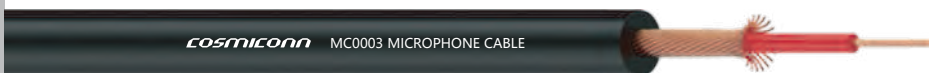
Model	MC0001	MC0002
Complete Product Structure	10/0.12BC+HDPE1.3+SP30/0.12BC+PVC3.5	20/0.12BC+HDPE1.4+SP30/0.12BC+PVC4.0
Conductor Specification	0.11mm ² / 27AWG	0.22mm ² / 24AWG
Conductor Structure	OFC 10/0.12BC	OFC 20/0.12BC
Insulation Material OD	HDPE / 1.3mm	HDPE / 1.4 mm
Insulation Color	RD	RD
Shield Coverage	OFC SP30 / 0.12BC 62%	OFC SP30 / 0.12BC 60%
Outer Insulation Material	Elastic PVC	Elastic PVC
Jacket Color	BK	BK
Jacket OD	3.5 mm	4.0 mm

Electrical and Physical Properties

Conductor Resistance	176.5 Ω/km	88.2 Ω/km
Shield Resistance	58.8 Ω/km	58.8 Ω/km
Capacitance Between Conductors	-	-
Conductor and Shield Capacitance	100 pF/m	131 pF/m
Insulation Withstand Voltage	0.5 AC kv/min	0.5 AC kv/min
Temperature Range	-20°C ~ +70°C	-20°C ~ +70°C

SINGLE-CORE MICROPHONE CABLE

- Spiral shield single core microphone cable
- Small die-electric HDPE insulation for improved sound quality
- Soft feel cable body and cost-effective
- Appropriate for fixed and mobile installations



Product Structure Parameters

Model	MC0003	MC0004
Complete Product Structure	20/0.12BC+HDPE1.4+SP30/0.12BC+PVC5.0	20/0.12BC+HDPE1.4+SP30/0.12BC+PVC6.0
Conductor Specification	0.22mm ² / 24 AWG	0.22mm ² / 24 AWG
Conductor Structure	OFC 20/0.12BC	OFC 20/0.12BC
Insulation Material OD	HDPE / 1.4 mm	HDPE / 1.4 mm
Insulation Color	RD	RD
Shield Coverage	OFC SP30 / 0.12BC 60%	OFC SP30 / 0.12BC 60%
Outer Insulation Material	Elastic PVC	Elastic PVC
Jacket Color	BK	BK
Jacket OD	5.0 mm	6.0 mm

Electrical and Physical Properties

Conductor Resistance	88.2 Ω/km	88.2 Ω/km
Shield Resistance	58.8 Ω/km	58.8 Ω/km
Capacitance Between Conductors	-	-
Conductor and Shield Capacitance	131 pF/m	131 pF/m
Insulation Withstand Voltage	0.5 AC kv/min	0.5 AC kv/min
Temperature Range	-20°C ~ +70°C	-20°C ~ +70°C

DUAL-CORE MICROPHONE CABLE

- Spiral shield double core microphone cable
- Small die-electric constant HDPE inner insulation for improved sound quality and reduced external interference
- High density spiral shield
- Soft feel cable body and cost-effective
- Appropriate for fixed and mobile installations



Product Structure Parameters

Model	MC0005	MC0006
Complete Product Structure	10/0.12BC+HDPE1.3+SP30/0.12BC+PVC3.5	(20/0.12BC+HDPE1.4)*2C+Cotton+SP58/0.12BC+PVC6.0
Conductor Specification	0.11mm ² / 27AWG	2x0.22mm ² / 24AWG
Conductor Structure	OFC 10/0.12BC	OFC 20/0.12BC
Insulation Material OD	HDPE / 1.3 mm	HDPE / 1.4 mm
Insulation Color	RD	RD WH
Shield Coverage	OFC SP30 / 0.12BC 62%	OFC SP58 / 0.12BC 62%
Outer Insulation Material	Elastic PVC	Elastic PVC
Jacket Color	BK	BK
Jacket OD	3.5 mm	6.0 mm

Electrical and Physical Properties

Conductor Resistance	176.5 Ω/km	88.2 Ω/km
Shield Resistance	58.8 Ω/km	30.4 Ω/km
Capacitance Between Conductors	59 pF/m	61 pF/m
Conductor and Shield Capacitance	123 pF/m	125 pF/m
Insulation Withstand Voltage	0.5 AC kv/min	0.5 AC kv/min
Temperature Range	-20°C ~ +70°C	-20°C ~ +70°C

DUAL-CORE DOUBLE-LAYER SHIELD MICROPHONE CABLE

- Small die-electric constant HDPE insulation for improved sound quality
- High density spiral conductive PE+OFC shield which reduce external interference
- High twisted cotton yarn filling for tensile resistance
- Soft feel cable body and cost-effective
- Appropriate for fixed and mobile installations



Product Structure Parameters

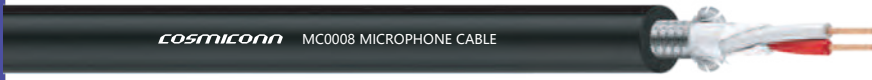
Model	MC0007
Complete Product Structure	(20/0.12BC+HDPE1.4+CPE1.8)*2C+Cotton+SP80/0.10BC+PVC6.5
Conductor Specification	2x0.22mm ² / 24AWG
Conductor Structure	OFC 20/0.12BC
Insulation Material OD	HDPE / 1.4 mm
Insulation Color	RD WH
Inner cover material OD	CPE / 1.8 mm
Shield Coverage	OFC SP80 / 0.10BC 60%
Outer Insulation Material	Elastic PVC
Jacket Color	BK
Jacket OD	6.5 mm

Electrical and Physical Properties

Conductor Resistance	88.2 Ω/km
Shield Resistance	35.4 Ω/km
Capacitance Between Conductors	55 pF/m
Conductor and Shield Capacitance	115 pF/m
Insulation Withstand Voltage	0.5 AC kv/min
Temperature Range	-20°C ~ +70°C

BRAIDED SHIELD MICROPHONE CABLE

- Small die-electric constant HDPE insulation for improved sound quality
- High strand core wire and high density braided shield greatly increase resistance to external interference
- Soft feel cable body and cost-effective
- Appropriate for fixed and mobile installations



Product Structure Parameters

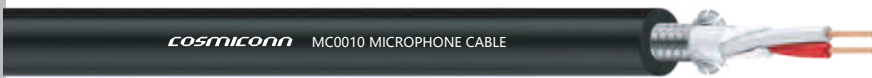
Model	MC0008	MC0009
Complete Product Structure	(20/0.12BC+HDPE1.4)*2C+Cotton+BD16/6/0.10BC+PVC6.0	(60/0.08BC+HDPE1.65)*2+Cotton+Cotton Paper+BD16/8/0.10TC+PVC6.0
Conductor Specification	2x0.22mm ² / 24AWG	2x0.3mm ² / 22AWG
Conductor Structure	OFC 20/0.12BC	OFC 60/0.08BC
Insulation Material OD	HDPE / 1.4 mm	HDPE / 1.65 mm
Insulation Color	RD WH	BL WH
Shield Coverage	OFC BD16/6/0.10BC 80%	OFC BD16/8/0.10TC 93%
Outer Insulation Material	Elastic PVC	Elastic PVC
Jacket Color	BK	BK
Jacket OD	6.0 mm	6.0 mm

Electrical and Physical Properties

Conductor Resistance	88.2 Ω/km	66.2 Ω/km
Shield Resistance	31.7 Ω/km	20.8 Ω/km
Capacitance Between Conductors	61 pF/m	59 pF/m
Conductor and Shield Capacitance	123 pF/m	119 pF/m
Insulation Withstand Voltage	0.5 AC kv/min	0.5 AC kv/min
Temperature Range	-20°C ~ +70°C	-20°C ~ +70°C

BRAIDED SHIELD MICROPHONE CABLE

- Small die-electric constant HDPE insulation for improved sound quality
- High strand core wire and high density braided shield greatly increase resistance to external interference
- Soft feel cable body and cost-effective
- Appropriate for fixed and mobile installations



Product Structure Parameters

Model	MC0010	MC0011
Complete Product Structure	(30/0.8BC+HDPE1.25)*2C+Cotton+AL+BD16/5/0.10TC+PVC6.0	(30/0.8BC+HDPE1.25)*2C+Cotton+AL+BD16/5/0.10TC+PVC5.0
Conductor Specification	2x0.15mm ² / 25AWG	2x0.15mm ² / 25AWG
Conductor Structure	OFC 20/0.08BC	OFC 20/0.08BC
Insulation Material OD	HDPE / 1.25 mm	HDPE / 1.25 mm
Insulation Color	BL WH	BU WH
Shield Coverage	OFC BD16/5/0.10TC 75% AL 100%	OFC BD16/5/0.10TC 75% AL 100%
Outer Insulation Material	Elastic PVC	Elastic PVC
Jacket Color	BK	BK
Jacket OD	6.0 mm	5.0 mm

Electrical and Physical Properties

Conductor Resistance	132.4 Ω/km	132.4 Ω/km
Shield Resistance	33.4 Ω/km	33.4 Ω/km
Capacitance Between Conductors	55 pF/m	55 pF/m
Conductor and Shield Capacitance	113 pF/m	113 pF/m
Insulation Withstand Voltage	0.5 AC kv/min	0.5 AC kv/min
Temperature Range	-20°C ~ +70°C	-20°C ~ +70°C

BRAIDED SHIELD MICROPHONE CABLE

- Small die-electric constant LDPE insulation for improved sound quality
- High strand 4-core wire and high density braided shield greatly increase resistance to external interference
- Soft feel cable body
- Appropriate for fixed and mobile installations

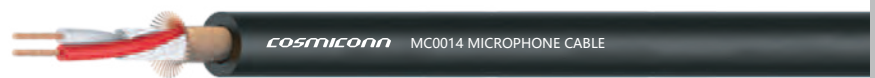


Product Structure Parameters		
Model	MC0012	MC0013
Complete Product Structure	(25/0.10BC+LDPE1.4)*4C+Cotton+Cotton Paper+BD16/8/0.10TC+PVC6.0	(60/0.80BC+LDPE1.65)*2C+Cotton+Cotton Paper+BD16/6/0.10TC+PVC6.0
Conductor Specification	4x0.2mm ² / 24AWG	2x0.3mm ² / 22AWG
Conductor Structure	OFC 25/0.10BC	OFC 60/0.80BC
Insulation Material OD	LDPE / 1.4 mm	LDPE / 1.65 mm
Insulation Color	2xBL 2xWH	2xBL 2xWH
Shield Coverage	OFC BD16/8/0.10TC 90%	OFC BD16/6/0.10TC 90%
Outer Insulation Material	Elastic PVC	Elastic PVC
Jacket Color	BK	BK
Jacket OD	6.0 mm	6.0 mm

Electrical and Physical Properties		
Conductor Resistance	101.6 Ω/km	66.2 Ω/km
Shield Resistance	20.8 Ω/km	27.8 Ω/km
Capacitance Between Conductors	57 pF/m	60 pF/m
Conductor and Shield Capacitance	116 pF/m	110 pF/m
Insulation Withstand Voltage	0.5 AC kv/min	0.5 AC kv/min
Temperature Range	-20°C ~ +70°C	-20°C ~ +70°C

ALUMINUM FOIL SHIELD DUAL-CORE MICROPHONE CABLE

- Aluminum foil + ground shielded double core microphone cable
- Cost effective and appropriate for fixed and mobile installations



Product Structure Parameters			
Model	MC0014	MC0015	MC0016
Complete Product Structure	(16/0.12BC+HDPE1.25)*2C+DW7/0.18TC+AL+PVC3.3	(20/0.12BC+HDPE1.4)*2C+DW7/0.2TC+AL+PVC4.2	(20/0.10BC+HDPE1.1)*2C+DW7/0.18TC+AL+PVC3.0
Conductor Specification	2x0.18mm ² / 25AWG	2x0.22mm ² / 24AWG	2x0.15mm ² / 25AWG
Conductor Structure	OFC 16/0.12BC	OFC 20/0.12BC	OFC 20/0.10BC
Insulation Material OD	HDPE / 1.25 mm	HDPE / 1.4 mm	HDPE / 1.1 mm
Insulation Color	RD WH	RD WH	BL WH
Shield Coverage	OFC DW7/0.18TC AL 100%	OFC DW7/0.20TC AL 100%	OFC DW7/0.18TC AL 100%
Outer Insulation Material	PVC	PVC	PVC
Jacket Color	BK GY	BK GY	BK Colored
Jacket OD	3.3 mm	4.2 mm	3.0 mm

Electrical and Physical Properties			
Conductor Resistance	105 Ω/km	88.2 Ω/km	127 Ω/km
Shield Resistance	117.8 Ω/km	95.4 Ω/km	95.4 Ω/km
Capacitance Between Conductors	61 pF/m	60 pF/m	64 pF/m
Conductor and Shield Capacitance	124 pF/m	122 pF/m	129 pF/m
Insulation Withstand Voltage	0.5 AC kv/min	0.5 AC kv/min	0.5 AC kv/min
Temperature Range	-20°C ~ +70°C	-20°C ~ +70°C	-20°C ~ +70°C

DUAL-CORE MICROPHONE CABLE

- Spiral shield double core microphone cable
- Small die-electric constant HDPE inner insulation for improved sound quality and reduced external interference
- High density spiral shield
- Soft feel cable body and cost-effective
- Appropriate for fixed and mobile installations



Product Structure Parameters

Model	MC0017
Complete Product Structure	(20/0.10BC+HDPE1.25)*2C+Cotton+SP48/0.10BC+PVC6.0
Conductor Specification	0.15mm ² / 25AWG
Conductor Structure	OFC 20/0.10BC
Insulation Material OD	HDPE / 1.25 mm
Insulation Color	RD WH
Shield Coverage	OFC SP48/0.10BC 50%
Outer Insulation Material	Elastic PVC
Jacket Color	BK
Jacket OD	6.0 mm

Electrical and Physical Properties

Conductor Resistance	127.1 Ω/km
Shield Resistance	52.9 Ω/km
Capacitance Between Conductors	56 pF/m
Conductor and Shield Capacitance	115 pF/m
Insulation Withstand Voltage	0.5 AC kv/min
Temperature Range	-20°C ~ +70°C

SPIRAL SHIELD STAR STRANDS MICROPHONE CABLE

- Small die-electric HDPE inner insulation for improved sound quality
- 4-core star strand filled with cotton yarn for tensile resistance
- High density spiral shield for improved external interference
- Soft feel cable body and cost-effective
- Appropriate for fixed and mobile installations



Product Structure Parameters

Model	MC0018
Complete Product Structure	(30/0.08BC+HDPE1.0)*4C+Cotton+Cotton Paper+SP70/0.12BC+PVC4.8
Conductor Specification	4x0.15mm ² / 25AWG
Conductor Structure	OFC 30/0.08BC
Insulation Material OD	HDPE / 1.0 mm
Insulation Color	BK RD BL WH
Shield Coverage	OFC SP70/0.12BC 75%
Outer Insulation Material	Elastic PVC
Jacket Color	BK
Jacket OD	4.8 mm

Electrical and Physical Properties

Conductor Resistance	132.3 Ω/km
Shield Resistance	25.2 Ω/km
Capacitance Between Conductors	72 pF/m
Conductor and Shield Capacitance	148 pF/m
Insulation Withstand Voltage	0.5 AC kv/min
Temperature Range	-20°C ~ +70°C

DUAL-CORE MICROPHONE CABLE

- Spiral shield double core microphone cable
- Small die-electric constant HDPE inner insulation for improved sound quality and reduced external interference
- High density spiral shield
- Soft feel cable body and cost-effective
- Appropriate for fixed and mobile installations



Product Structure Parameters

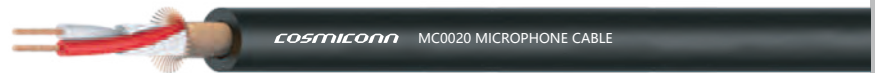
Model	MC0019
Complete Product Structure	(28/0.10BC+HDPE1.4)*2C+Cotton+SP80/0.10BC+PVC6.0
Conductor Specification	2x0.22mm ² / 24AWG
Conductor Structure	OFC 28/0.10BC
Insulation Material OD	HDPE / 1.4 mm
Insulation Color	RD WH
Shield Coverage	OFC SP80/0.10BC 69%
Outer Insulation Material	Elastic PVC
Jacket Color	BK
Jacket OD	6.0 mm

Electrical and Physical Properties

Conductor Resistance	90.8 Ω/km
Shield Resistance	33.4 Ω/km
Capacitance between conductors	61 pF/m
Conductor and shield capacitance	125 pF/m
Insulation withstand voltage	0.5 AC kv/min
Temperature Range	-20°C ~ +70°C

LOW CAPACITANCE MICROPHONE CABLE

- Double-layer shield and dual-core microphone cable
- Imported foam PE insulation which reduces die-electric constant body to improve transmission
- Aluminum foil+OFC shielding for anti-external interference
- Soft feel cable body and cost-effective
- Appropriate for fixed and mobile installations



Product Structure Parameters

Model	MC0020
Complete Product Structure	(30/0.12BC+FPE1.6)*2C+Cotton+SP90/0.10BC+PVC6.5
Conductor Specification	2x0.34mm ² / 22AWG
Conductor Structure	OFC 30/0.12BC
Insulation Material OD	FPE / 1.6 mm
Insulation Color	RD WH
Shield Coverage	OFC SP90/0.10BC 69% N AL 100%
Outer Insulation Material	Elastic PVC
Jacket Color	BK
Jacket OD	6.5 mm

Electrical and Physical Properties

Conductor Resistance	58.8 Ω/km
Shield Resistance	29.7 Ω/km
Capacitance between conductors	49 pF/m
Conductor and shield capacitance	91 pF/m
Insulation withstand voltage	0.1 AC kv/min
Temperature Range	-20°C ~ +70°C

ALUMINUM FOIL SHIELD LSZH FREE MICROPHONE CABLE

- Aluminum foil + ground shielded low smoke halogen free microphone cable
- Cost effective and appropriate for fixed and mobile installations



Product Structure Parameters

Model	MCL0001		
Complete Product Structure	(20/0.12BC+HDPE1.4)*2C+DW7/0.20TC+AL+LSZH5.0		
Conductor Specification	2x0.22mm ² / 24AWG		
Conductor Structure	OFC 20/0.12BC		
Insulation Material OD	HDPE / 1.4mm		
Insulation Color	RD	WH	
Shield Coverage	OFC DW7/0.20TC	AL	100%
Outer Insulation Material	LSZH		
Jacket Color	BK		
Jacket OD	5.0 mm		

Electrical and Physical Properties

Conductor Resistance	88.2 Ω/km
Shield Resistance	95.4 Ω/km
Capacitance Between Conductors	60 pF/m
Conductor and Shield Capacitance	122 pF/m
Insulation Withstand Voltage	0.5 AC kv/min
Temperature Range	-20°C ~ +70°C

AES/EBU & DMX-512 Cables



COSMICONN

BRAIDED SHIELD AES/EBU & DMX-512

- Braided shield AES/EBU & 110Ω DMX-512 cable
- Soft feel cable body and suitable for fixed and mobile installations



Product Structure Parameters

Model	DM0001	DM0002
Complete Product Structure	(20/0.12BC+LDPE1.8)*2C+Cotton+AL+BD16/8/0.10TC+PVC6.0	(37/0.10BC+LDPE2.1)*2C+Cotton+BD16/9/0.10TC+PVC7.0
Conductor Specification	2x0.22mm ² / 24AWG	2x0.3mm ² / 22AWG
Conductor Structure	OFC 20/0.12BC	OFC 37/0.10BC
Insulation Material OD	LDPE / 1.8 mm	LDPE / 2.1 mm
Insulation Color	RD WH	RD WH
Shield Coverage	OFC BD16/8/0.10TC 89% AL 100%	OFC BD16/9/0.10TC 91%
Outer Insulation Material	Elastic PVC	Elastic PVC
Jacket Color	BK GY	BK GY
Jacket OD	6.0 mm	7.0 mm

Electrical and Physical Properties

Conductor Resistance	88.2 Ω/km	68.7 Ω/km
Shield Resistance	20.8 Ω/km	18.5 Ω/km
Capacitance Between Conductors	48 pF/m	47 pF/m
Conductor and Shield Capacitance	97 pF/m	95 pF/m
Insulation Withstand Voltage	0.5 AC kv/min	0.5 AC kv/min
Temperature Range	-20°C ~ +70°C	-20°C ~ +70°C

BRAIDED SHIELD DMX-512 2-PAIR CABLE

- Braided shield 110Ω DMX-512 2-pair cable
- Soft feel cable body and suitable for fixed and mobile installations



Product Structure Parameters

Model	DM0003
Complete Product Structure	(20/0.12BC+LDPE1.65)*2P+PPR+AL+DW7/0.20TC+BD16/9/0.12TC+PVC8.0
Conductor Specification	2x2x0.22mm ² / 24AWG
Conductor Structure	OFC 20/0.12BC
Insulation Material OD	LDPE / 1.65 mm
Insulation Color	RD WH GY BU
Shield Coverage	OFC BD16/9/0.12TC 87% AL 100%
Outer Insulation Material	Elastic PVC
Jacket Color	BK GY
Jacket OD	8.0 mm

Electrical and Physical Properties

Conductor Resistance	88.2 Ω/km
Shield Resistance	12.8 Ω/km
Capacitance Between Conductors	41 pF/m
Conductor and Shield Capacitance	87 pF/m
Insulation Withstand Voltage	0.5 AC kv/min
Temperature Range	-20°C ~ +70°C

ALUMINUM FOIL SHIELD AES/EBU & DMX-512 CABLE

- Aluminum foil + ground shield 110Ω DMX-512 2-pair cable
- Suitable for fixed and mobile installations



Product Structure Parameters

Model	DM0004	DM0005
Complete Product Structure	(20/0.12BC+LDPE1.8)*2C+DW7/0.20TC+AL+PVC5.0	(7/0.18BC+LDPE1.6)*2C+DW7/0.18TC+AL+PVC4.2
Conductor Specification	2x0.22mm ² / 24AWG	2x0.18mm ² / 25AWG
Conductor Structure	OFC 20/0.12BC	OFC 7/0.18BC
Insulation Material OD	LDPE / 1.8 mm	LDPE / 1.6 mm
Insulation Color	RD WH	RD WH
Shield Coverage	OFC DW7/0.20TC AL 100%	OFC DW7/0.18TC AL 100%
Outer Insulation Material	Elastic PVC	PVC
Jacket Color	BK GY	BK GY
Jacket OD	5.0 mm	4.2 mm

Electrical and Physical Properties

Conductor Resistance	95.4 Ω/km	112 Ω/km
Shield Resistance	95.4 Ω/km	117.8 Ω/km
Capacitance Between Conductors	48 pF/m	48 pF/m
Conductor and Shield Capacitance	97 pF/m	97 pF/m
Insulation Withstand Voltage	0.5 AC kv/min	0.5 AC kv/min
Temperature Range	-20°C ~ +70°C	-20°C ~ +70°C

BRAIDED SHIELD AES/EBU & DMX-512

- Braided shield AES/EBU & 110Ω DMX-512 cable
- Soft feel cable body and suitable for fixed and mobile installations



Product Structure Parameters

Model	DM0006
Complete Product Structure	(20/0.12BC+LDPE1.8)*2C+Cotton+AL+BD16/6/0.10TC+PVC6.0
Conductor Specification	2x0.22mm ² / 24AWG
Conductor Structure	OFC 20/0.12BC
Insulation Material OD	LDPE / 1.8 mm
Insulation Color	RD WH
Shield Coverage	OFC BD16/6/0.10TC 89% AL 100%
Outer Insulation Material	Elastic PVC
Jacket Color	BK GY
Jacket OD	6.0 mm

Electrical and Physical Properties

Conductor Resistance	84 Ω/km
Shield Resistance	27.8 Ω/km
Capacitance Between Conductors	50 pF/m
Conductor and Shield Capacitance	122 pF/m
Insulation Withstand Voltage	0.5 AC kv/min
Temperature Range	-20°C ~ +70°C

ALUMINUM FOIL SHIELD DMX-512 2-PAIR CABLE

- Aluminum foil + ground shield 110Ω DMX-512 2-pair cable
- Soft feel cable body and suitable for fixed and mobile installations



Product Structure Parameters

Model	DM0007
Complete Product Structure	(7/0.2TC+FPE1.6)*2P+MY+DW7/0.20TC+AL+PVC7.6
Conductor Specification	2x2x0.22mm ² / 24AWG
Conductor Structure	OFC 7/0.20TC
Insulation Material OD	FPE / 1.6 mm
Insulation Color	RD WH GN BU
Shield Coverage	OFC DW7/0.20TC AL 100%
Outer Insulation Material	Elastic PVC
Jacket Color	BK GY
Jacket OD	7.6 mm

Electrical and Physical Properties

Conductor Resistance	95.4 Ω/km
Shield Resistance	95.4 Ω/km
Capacitance Between Conductors	42 pF/m
Conductor and Shield Capacitance	88 pF/m
Insulation Withstand Voltage	0.1 AC kv/min
Temperature Range	-20°C ~ +70°C

BRAIDED SHIELD AES/EBU & DMX-512

- Braided shield AES/EBU & 110Ω DMX-512 cable
- Soft feel cable body and suitable for fixed and mobile installations



Product Structure Parameters

Model	DM0008
Complete Product Structure	(37/0.10BC+LDPE1.8)*2C+Cotton+BD16/9/0.10TC+PVC6.0
Conductor Specification	2x0.30mm ² / 22AWG
Conductor Structure	OFC 37/0.10BC
Insulation Material OD	LDPE / 1.8 mm
Insulation Color	RD WH
Shield Coverage	OFC BD16/9/0.10TC 93.5%
Outer Insulation Material	Elastic PVC
Jacket Color	BK GY
Jacket OD	6.0 mm

Electrical and Physical Properties

Conductor Resistance	65.6 Ω/km
Shield Resistance	17.5 Ω/km
Capacitance Between Conductors	47 pF/m
Conductor and Shield Capacitance	96 pF/m
Insulation Withstand Voltage	0.5 AC kv/min
Temperature Range	-20°C ~ +70°C

ALUMINUM FOIL SHIELD LSZH FREE DMX-512 CABLE

- Aluminum foil + ground shield 110Ω and low smoke halogen free DMX-512 2-pair cable
- Soft feel cable body and suitable for fixed and mobile installations



Product Structure Parameters

Model	DML0001		
Complete Product Structure	(20/0.12BC+LDPE1.8)*2C+DW7/0.20TC+AL+LSZH5.8		
Conductor Specification	2x0.22mm ² / 24AWG		
Conductor Structure	OFC 20/0.12BC		
Insulation Material OD	LDPE / 1.8 mm		
Insulation Color	RD WH		
Shield Coverage	OFC DW7/0.20TC	AL	100%
Outer Insulation Material	LSZH		
Jacket Color	BK GY		
Jacket OD	5.8 mm		

Electrical and Physical Properties

Conductor Resistance	88.2 Ω/km
Shield Resistance	95.4 Ω/km
Capacitance Between Conductors	48 pF/m
Conductor and Shield Capacitance	97 pF/m
Insulation Withstand Voltage	0.5 AC kv/min
Temperature Range	-20°C ~ +70°C

ALUMINUM FOIL SHIELD LSZH FREE DMX-512 2-PAIR CABLE

- Aluminum foil + ground shield 110Ω and low smoke halogen free DMX-512 2-pair cable
- Soft feel cable body and suitable for fixed and mobile installations



Product Structure Parameters

Model	DML0002		
Complete Product Structure	(7/0.20TC+FPE1.6)*2P+DW7/0.20TC+AL+LSZH7.0		
Conductor Specification	2x2x0.22mm ² / 24AWG		
Conductor Structure	OFC 7/0.20TC		
Insulation Material OD	FPE / 1.6 mm		
Insulation Color	RD WH GN BU		
Shield Coverage	OFC DW7/0.20TC	MY+ AL	100%
Outer Insulation Material	LSZH		
Jacket Color	BK GY		
Jacket OD	7.0 mm		

Electrical and Physical Properties

Conductor Resistance	95.4 Ω/km
Shield Resistance	95.4 Ω/km
Capacitance Between Conductors	42 pF/m
Conductor and Shield Capacitance	88 pF/m
Insulation Withstand Voltage	0.5 AC kv/min
Temperature Range	-20°C ~ +60°C

Guitar / Instrument Cables



COSMICONN

GUITAR CABLE

- Spiral + conductive PE double shield guitar cable
- Soft feel cable body



Product Structure Parameters

Model	GT0001	GT0002
Complete Product Structure	20/0.12BC+LDPE2.0+CPE2.6+SP48/0.12BC+PVC6.0	44/0.12BC+LDPE3.0+CPE3.4+SP80/0.12BC+PVC6.0
Conductor Specification	0.22mm ² / 24AWG	0.5mm ² / 20AWG
Conductor Structure	OFC 20/0.12BC	OFC 44/0.12BC
Insulation Material OD	LDPE / 2.0 mm	LDPE / 3.0 mm
Insulation Color	Transparent	Transparent
Inner Cover Material OD	CPE / 2.6 mm	CPE / 3.4 mm
Shield Coverage	OFC SP48/0.12BC 59%	OFC SP80/0.12BC 70%
Outer Insulation Material	Elastic PVC	Elastic PVC
Jacket Color	BK	BK
Jacket OD	6.0 mm	6.0 mm

Electrical and Physical Properties

Conductor Resistance	88.2 Ω/km	40.1 Ω/km
Shield Resistance	39 Ω/km	22.06 Ω/km
Capacitance Between Conductors	/	/
Conductor and Shield Capacitance	96 pF/m	96 pF/m
Insulation Withstand Voltage	0.5 AC kv/min	0.5 AC kv/min
Temperature Range	-20°C ~ +70°C	-20°C ~ +70°C

GUITAR CABLE

- High density braided + conductive PE double shield guitar cable
- Soft feel cable body




Product Structure Parameters

Model	GT0003
Complete Product Structure	123/0.10BC+LDPE3.0+CPE3.4+BD16/8/0.10BC+PVC6.0
Conductor Specification	1.0mm ² / 17AWG
Conductor Structure	OFC 123/0.10BC
Insulation Material OD	LDPE / 3.0 mm
Insulation Color	Transparent
Inner Cover Material OD	CPE / 3.4 mm
Shield Coverage	OFC BD16/8/0.10BC 91%
Outer Insulation Material	Elastic PVC
Jacket Color	BK
Jacket OD	6.0 mm

Electrical and Physical Properties

Conductor Resistance	20.7 Ω/km
Shield Resistance	19.8 Ω/km
Capacitance Between Conductors	/
Conductor and Shield Capacitance	131 pF/m
Insulation Withstand Voltage	0.5 AC kv/min
Temperature Range	-20°C ~ +70°C

Network Cables



COSMICONN

24AWG x 4P CAT 5E NETWORK CABLE

- UTP Cat 5E network cable
- Suitable for integrated wiring, jumpers



Product Structure Parameters

Model	CA0001
Complete Product Structure	[(7/0.20BC+HDPE0.98)*2C]*4P+DW7/0.20TC+AL+PVC6.3
Conductor Specification	4x2x0.22mm ² / 24AWG
Conductor Structure	OFC 7/0.20BC
Insulation Material OD	HDPE / 0.98 mm
Insulation Color	BU-WH/BU OG-WH/OG GN-WH/GN BN-WH/BN
Shield Coverage	OFC DW7/0.20TC AL 100%
Outer Insulation Material	Elastic PVC
Jacket Color	BK
Jacket OD	6.3 mm

Electrical and Physical Properties

Conductor Resistance	90.8 Ω/km
Shield Resistance	95.4 Ω/km
Capacitance Between Conductors	57 pF/m
Conductor and Shield Capacitance	/
Impedance	100 Ω
Insulation Withstand Voltage	0.5 AC kv/min
Temperature Range	-20°C ~ +70°C

24AWG x 4P CAT 6 NETWORK CABLE

- UTP Cat 6 network cable
- Suitable for integrated wiring, jumpers



Product Structure Parameters

Model	CA0002
Complete Product Structure	(1/0.51BC+HDPE0.92)*4P+DW1/0.10BC+PVC6.3
Conductor Specification	4x2x0.22mm ² / 24AWG
Conductor Structure	OFC 1/0.51BC
Insulation Material OD	HDPE / 0.92 mm
Insulation Color	BU-WH/BU OG-WH/OG GN-WH/GN BN-WH/BN
Shield Coverage	OFC DW1/0.10BC 100%
Outer Insulation Material	Elastic PVC
Jacket Color	BK
Jacket OD	6.3 mm

Electrical and Physical Properties

Conductor Resistance	90.8 Ω/km
Shield Resistance	95.0 Ω/km
Capacitance Between Conductors	56 pF/m
Conductor and Shield Capacitance	/
Impedance	100 Ω
Insulation Withstand Voltage	0.5 AC kv/min
Temperature Range	-20°C ~ +60°C

26AWG x 4P CAT 6A NETWORK CABLE

- S/FTP Cat 6A network cable
- Suitable for integrated wiring, jumpers



Product Structure Parameters

Model	CA0003
Complete Product Structure	[(7/0.165BC+HDPE1.0)*2C+AL]*4P+BD16/4/0.12TCCAM+PVC6.0
Conductor Specification	4x2x0.14mm ² / 26AWG
Conductor Structure	OFC 7/0.16BC
Insulation Material OD	HDPE / 1.0 mm
Insulation Color	BU-WH/BU OG-WH/OG GN-WH/GN BN-WH/BN
Shield Coverage	OFC BD16/4/0.12TC AL 25%
Outer Insulation Material	Elastic PVC
Jacket Color	BK
Jacket OD	6.0 mm

Electrical and Physical Properties

Conductor Resistance	138.5 Ω/km
Shield Resistance	28.5 Ω/km
Capacitance Between Conductors	56 pF/m
Conductor and Shield Capacitance	/
Impedance	100 Ω
Insulation Withstand Voltage	0.5 AC kv/min
Temperature Range	-20°C ~ +60°C

Speaker Cables



COSMICONN

HIGH PERFORMANCE SPEAKER CABLE

- Extremely fine monofilament conductor + low smoke halogen-free flame retardant insulation
- Soft feel cable body and suitable for mobile installation



Product Structure Parameters


Model	SP0001	SP0002
Complete Product Structure	(189/0.10BC+XLPO2.8)*2C+Cotton+Non-Woven Fabric+PVC7.8	(259/0.10BC+XLPO3.1)*2C+Cotton+Non-Woven Fabric+PVC8.5
Conductor Specification	2x1.5mm ² / 15AWG	2x2.0mm ² / 14AWG
Conductor Structure	OFC 189/0.10BC	OFC 259/0.10BC
Insulation Material OD	XLPO / 2.8 mm	XLPO / 3.1 mm
Insulation Color	BK WH	BK WH
Outer Insulation Material	Elastic PVC	Elastic PVC
Jacket Color	BK BU	BK BU
Jacket OD	7.8 mm	8.5 mm

Electrical and Physical Properties

Conductor Resistance	13.3 Ω/km	9.7 Ω/km
Shield Resistance	/	/
Capacitance Between Conductors	/	/
Conductor and Shield Capacitance	/	/
Insulation Withstand Voltage	1.5 AC kv/min	1.5 AC kv/min
Temperature Range	-20°C ~ +70°C	-20°C ~ +70°C

HIGH PERFORMANCE SPEAKER CABLE

- Extremely fine monofilament conductor + low smoke halogen-free flame retardant insulation
- Soft feel cable body and suitable for mobile installation



Product Structure Parameters

Model	SP0003	SP0004
Complete Product Structure	(315/0.10BC+XLPO3.3)*2C+Cotton+Non-Woven Fabric+PVC8.8	(80/0.25BC+XLPO3.9)*2C+Cotton+Non-Woven Fabric+PVC10.6
Conductor Specification	2x2.5mm ² / 13AWG	2x4.0mm ² / 11AWG
Conductor Structure	OFC 315/0.10BC	OFC 80/0.25BC
Insulation Material OD	XLPO / 3.3 mm	XLPO / 3.9 mm
Insulation Color	BK WH	BK WH
Outer Insulation Material	Elastic PVC	Elastic PVC
Jacket Color	BK BU	BK BU
Jacket OD	8.8 mm	10.6 mm

Electrical and Physical Properties

Conductor Resistance	7.98 Ω/km	4.95 Ω/km
Shield Resistance	/	/
Capacitance Between Conductors	/	/
Conductor and Shield Capacitance	/	/
Insulation Withstand Voltage	1.5 AC kv/min	1.5 AC kv/min
Temperature Range	-20°C ~ +70°C	-20°C ~ +70°C

HIGH PERFORMANCE SPEAKER CABLE

- Extremely fine monofilament conductor + low smoke halogen-free flame retardant insulation
- Soft feel cable body and suitable for mobile installation



Product Structure Parameters

Model	SP0005	SP0006
Complete Product Structure	(189/0.10BC+XLPO2.8)*4C+Cotton+Non-Woven Fabric+PVC9.0	(259/0.10BC+XLPO3.1)*4C+Cotton+Non-Woven Fabric+PVC9.9
Conductor Specification	4x1.5mm ² / 15AWG	4x2.0mm ² / 14AWG
Conductor Structure	OFC 189/0.10BC	OFC 259/0.10BC
Insulation Material OD	XLPO / 2.8 mm	XLPO / 3.1 mm
Insulation Color	BK RD BU WH	BK RD BU WH
Outer Insulation Material	Elastic PVC	Elastic PVC
Jacket Color	BK BU	BK BU
Jacket OD	9.0 mm	9.9 mm

Electrical and Physical Properties

Conductor Resistance	13.3 Ω/km	9.7 Ω/km
Shield Resistance	/	/
Capacitance Between Conductors	/	/
Conductor and Shield Capacitance	/	/
Insulation Withstand Voltage	1.5 AC kv/min	1.5 AC kv/min
Temperature Range	-20°C ~ +70°C	-20°C ~ +70°C

HIGH PERFORMANCE SPEAKER CABLE

- Extremely fine monofilament conductor + low smoke halogen-free flame retardant insulation
- Soft feel cable body and suitable for mobile installation



Product Structure Parameters

Model	SP0007	SP0008
Complete Product Structure	(315/0.10BC+XLPO3.3)*4C+Cotton+Non-Woven Fabric+PVC10.6	(80/0.25BC+XLPO3.9)*4C+Cotton+Non-Woven Fabric+PVC12.5
Conductor Specification	4x2.5mm ² / 13AWG	4x4.0mm ² / 11AWG
Conductor Structure	OFC 315/0.10BC	OFC 80/0.25BC
Insulation Material OD	XLPO / 3.3 mm	XLPO / 3.9 mm
Insulation Color	BK RD BU WH	BK RD BU WH
Outer Insulation Material	Elastic PVC	Elastic PVC
Jacket Color	BK BU	BK BU
Jacket OD	10.6 mm	12.5 mm

Electrical and Physical Properties

Conductor Resistance	7.98 Ω/km	4.95 Ω/km
Shield Resistance	/	/
Capacitance Between Conductors	/	/
Conductor and Shield Capacitance	/	/
Insulation Withstand Voltage	1.5 AC kv/min	1.5 AC kv/min
Temperature Range	-20°C ~ +70°C	-20°C ~ +70°C

HIGH PERFORMANCE SPEAKER CABLE

- Extremely fine monofilament conductor + low smoke halogen-free flame retardant insulation
- Soft feel cable body and suitable for mobile installation



Product Structure Parameters

Model	SP0009
Complete Product Structure	(315/0.10BC+XLPO3.3)*6C+Cotton+Non-Woven Fabric+PVC12.5
Conductor Specification	6x2.5mm ² / 13AWG
Conductor Structure	OFC 315/0.10BC
Insulation Material OD	XLPO / 3.3 mm
Insulation Color	BK BN RD OG BU WH
Outer Insulation Material	Elastic PVC
Jacket Color	BK BU
Jacket OD	12.5 mm

Electrical and Physical Properties

Conductor Resistance	7.98 Ω/km
Shield Resistance	/
Capacitance Between Conductors	/
Conductor and Shield Capacitance	/
Insulation Withstand Voltage	1.5 AC kv/min
Temperature Range	-20°C ~ +70°C

HIGH PERFORMANCE SPEAKER CABLE

- Extremely fine monofilament conductor + low smoke halogen-free flame retardant insulation
- Soft feel cable body and suitable for mobile installation



Product Structure Parameters

Model	SP0010
Complete Product Structure	(315/0.10BC+XLPO3.3)*8C+PPR+PVC13.5
Conductor Specification	8x2.5mm ² / 13AWG
Conductor Structure	OFC 315/0.10BC
Insulation Material OD	XLPO / 3.3 mm
Insulation Color	BK BN RD OG BU YE GN BU WH
Outer Insulation Material	Elastic PVC
Jacket Color	BK BU
Jacket OD	13.5 mm

Electrical and Physical Properties

Conductor Resistance	7.98 Ω/km
Shield Resistance	/
Capacitance Between Conductors	/
Conductor and Shield Capacitance	/
Insulation Withstand Voltage	1.5 AC kv/min
Temperature Range	-20°C ~ +70°C

FIXED MOUNTED SPEAKER CABLE

- Fixed mounted speaker cable, cost-effective and suitable for fixed installation



Product Structure Parameters

Model	SP0011	SP0012
Complete Product Structure	(24/0.2BC+PVC2.3)*2C+PVC6.5	(32/0.2BC+PVC2.5)*2C+PVC7.0
Conductor Specification	2x0.75mm ² / 18AWG	2x1.0mm ² / 17AWG
Conductor Structure	OFC 24/0.20BC	OFC 32/0.20BC
Insulation Material OD	PVC / 2.3 mm	PVC / 2.5 mm
Insulation Color	BK RD	BK RD
Outer Insulation Material	PVC	PVC
Jacket Color	BK GY	BK GY
Jacket OD	6.5 mm	7.0 mm

Electrical and Physical Properties

Conductor Resistance	26.0 Ω/km	19.5 Ω/km
Shield Resistance	/	/
Capacitance Between Conductors	/	/
Conductor and Shield Capacitance	/	/
Insulation Withstand Voltage	1.5 AC kv/min	1.5 AC kv/min
Temperature Range	-20°C ~ +70°C	-20°C ~ +70°C

FIXED MOUNTED SPEAKER CABLE

- Fixed mounted speaker cable, cost-effective and suitable for fixed installation



Product Structure Parameters

Model	SP0013	SP0014
Complete Product Structure	(30/0.25BC+PVC2.8)*2C+PVC7.6	(41/0.25BC+PVC3.1)*2C+PVC8.2
Conductor Specification	2x1.5mm ² / 15AWG	2x2.0mm ² / 14AWG
Conductor Structure	OFC 30/0.25BC	OFC 41/0.25BC
Insulation Material OD	PVC / 2.8 mm	PVC / 3.1 mm
Insulation Color	BK RD	BK RD
Outer Insulation Material	PVC	PVC
Jacket Color	BK GY	BK GY
Jacket OD	7.6 mm	8.2 mm

Electrical and Physical Properties

Conductor Resistance	13.3 Ω/km	9.7 Ω/km
Shield Resistance	/	/
Capacitance Between Conductors	/	/
Conductor and Shield Capacitance	/	/
Insulation Withstand Voltage	1.5 AC kv/min	1.5 AC kv/min
Temperature Range	-20°C ~ +70°C	-20°C ~ +70°C

FIXED MOUNTED SPEAKER CABLE

- Fixed mounted speaker cable, cost-effective and suitable for fixed installation



Product Structure Parameters

Model	SP0015	SP0016
Complete Product Structure	(50/0.25BC+PVC3.3)*2C+PVC8.6	(80/0.25BC+PVC3.9)*2C+PVC9.8
Conductor Specification	2x2.5mm ² / 13AWG	2x4.0mm ² / 11AWG
Conductor Structure	OFC 50/0.25BC	OFC 80/0.25BC
Insulation Material OD	PVC / 3.3 mm	PVC / 3.9 mm
Insulation Color	BK RD	BK RD
Outer Insulation Material	PVC	PVC
Jacket Color	BK GY	BK GY
Jacket OD	8.6 mm	9.8 mm

Electrical and Physical Properties

Conductor Resistance	7.98 Ω/km	7.98 Ω/km
Shield Resistance	/	/
Capacitance Between Conductors	/	/
Conductor and Shield Capacitance	/	/
Insulation Withstand Voltage	1.5 AC kv/min	1.5 AC kv/min
Temperature Range	-20°C ~ +70°C	-20°C ~ +70°C

FIXED MOUNTED SPEAKER CABLE

- Fixed mounted speaker cable, cost-effective and suitable for fixed installation



Product Structure Parameters

Model	SP0017	SP0018
Complete Product Structure	(24/0.2BC+PVC2.3)*4C+PVC7.5	(32/0.2BC+PVC2.5)*4C+PVC8.0
Conductor Specification	4x0.75mm ² / 18AWG	4x1.0mm ² / 17AWG
Conductor Structure	OFC 24/0.20BC	OFC 32/0.20BC
Insulation Material OD	PVC / 2.3 mm	PVC / 2.5 mm
Insulation Color	BK RD BU WH	BK RD BU WH
Outer Insulation Material	PVC	PVC
Jacket Color	BK GY	BK GY
Jacket OD	7.5 mm	8.0 mm

Electrical and Physical Properties

Conductor Resistance	26.0 Ω/km	19.5 Ω/km
Shield Resistance	/	/
Capacitance Between Conductors	/	/
Conductor and Shield Capacitance	/	/
Insulation Withstand Voltage	1.5 AC kv/min	1.5 AC kv/min
Temperature Range	-20°C ~ +70°C	-20°C ~ +70°C

FIXED MOUNTED SPEAKER CABLE

- Fixed mounted speaker cable, cost-effective and suitable for fixed installation



Product Structure Parameters

Model	SP0019	SP0020
Complete Product Structure	(30/0.25BC+PVC2.8)*4C+PVC8.8	(41/0.25BC+PVC3.1)*4C+PVC9.5
Conductor Specification	4x1.5mm ² / 15AWG	4x2.0mm ² / 14AWG
Conductor Structure	OFC 30/0.25BC	OFC 41/0.25BC
Insulation Material OD	PVC / 2.8 mm	PVC / 3.1 mm
Insulation Color	BK RD BU WH	BK RD BU WH
Outer Insulation Material	PVC	PVC
Jacket Color	BK GY	BK GY
Jacket OD	8.8 mm	9.5 mm

Electrical and Physical Properties

Conductor Resistance	13.3 Ω/km	9.7 Ω/km
Shield Resistance	/	/
Capacitance Between Conductors	/	/
Conductor and Shield Capacitance	/	/
Insulation Withstand Voltage	1.5 AC kv/min	1.5 AC kv/min
Temperature Range	-20°C ~ +70°C	-20°C ~ +70°C

FIXED MOUNTED SPEAKER CABLE

- Fixed mounted speaker cable, cost-effective and suitable for fixed installation



Product Structure Parameters

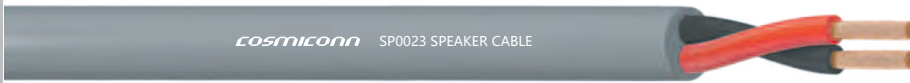
Model	SP0021	SP0022
Complete Product Structure	(50/0.25BC+PVC3.3)*4C+PVC10.0	(80/0.25BC+PVC3.9)*4C+PVC11.5
Conductor Specification	4x2.5mm ² / 13AWG	4x4.0mm ² / 11AWG
Conductor Structure	OFC 50/0.25BC	OFC 80/0.25BC
Insulation Material OD	PVC / 3.3 mm	PVC / 3.9 mm
Insulation Color	BK RD BU WH	BK RD BU WH
Outer Insulation Material	PVC	PVC
Jacket Color	BK GY	BK GY
Jacket OD	10.0 mm	11.5 mm

Electrical and Physical Properties

Conductor Resistance	7.98 Ω/km	4.95 Ω/km
Shield Resistance	/	/
Capacitance Between Conductors	/	/
Conductor and Shield Capacitance	/	/
Insulation Withstand Voltage	1.5 AC kv/min	1.5 AC kv/min
Temperature Range	-20°C ~ +70°C	-20°C ~ +70°C

TWISTED SPEAKER CABLE

- Twisted pair outer cover tight type speaker cable
- Soft feel cable body and cost-effective
- Suitable for fixed and mobile installations

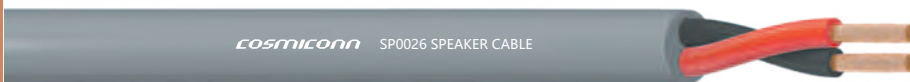


Product Structure Parameters			
Model	SP0023	SP0024	SP0025
Complete Product Structure	(24/0.20BC+PVC2.3)*2C+PVC6.0	(32/0.20BC+PVC2.5)*2C+PVC6.5	(30/0.25BC+PVC2.8)*2C+PVC7.2
Conductor Specification	2x0.75mm ² / 18AWG	2x1.0mm ² / 17AWG	2x1.5mm ² / 15AWG
Conductor Structure	OFC 24/0.20BC	OFC 32/0.20BC	OFC 30/0.25BC
Insulation Material OD	PVC / 2.3 mm	PVC / 2.5 mm	PVC / 2.8 mm
Insulation Color	BK RD	BK RD	BK RD
Outer Insulation Material	Elastic PVC	Elastic PVC	Elastic PVC
Jacket Color	BK GY	BK GY	BK GY
Jacket OD	6.0 mm	6.5 mm	7.2 mm

Electrical and Physical Properties			
Conductor Resistance	26.0 Ω/km	19.5 Ω/km	13.3 Ω/km
Shield Resistance	/	/	/
Capacitance Between Conductors	/	/	/
Conductor and Shield Capacitance	/	/	/
Insulation Withstand Voltage	1.5 AC kv/min	1.5 AC kv/min	1.5 AC kv/min
Temperature Range	-20°C ~ +70°C	-20°C ~ +70°C	-20°C ~ +70°C

TWISTED SPEAKER CABLE

- Twisted pair outer cover tight type speaker cable
- Soft feel cable body and cost-effective
- Suitable for fixed and mobile installations



Product Structure Parameters			
Model	SP0026	SP0027	SP0028
Complete Product Structure	(41/0.25BC+PVC3.1)*2C+PVC8.0	(50/0.25BC+PVC3.3)*2C+PVC8.2	(80/0.25BC+PVC3.9)*2C+PVC9.5
Conductor Specification	2x2.0mm ² / 14AWG	2x2.5mm ² / 13AWG	2x4.0mm ² / 11AWG
Conductor Structure	OFC 41/0.25BC	OFC 50/0.25BC	OFC 80/0.25BC
Insulation Material OD	PVC / 3.1 mm	PVC / 3.3 mm	PVC / 3.9 mm
Insulation Color	BK RD	BK RD	BK RD
Outer Insulation Material	Elastic PVC	Elastic PVC	Elastic PVC
Jacket Color	BK GY	BK GY	BK GY
Jacket OD	8.0 mm	8.2 mm	9.5 mm

Electrical and Physical Properties			
Conductor Resistance	9.7 Ω/km	7.98 Ω/km	4.95 Ω/km
Shield Resistance	/	/	/
Capacitance Between Conductors	/	/	/
Conductor and Shield Capacitance	/	/	/
Insulation Withstand Voltage	1.5 AC kv/min	1.5 AC kv/min	1.5 AC kv/min
Temperature Range	-20°C ~ +70°C	-20°C ~ +70°C	-20°C ~ +70°C

TWISTED SPEAKER CABLE

- Twisted pair outer cover tight type speaker cable
- Soft feel cable body and cost-effective
- Suitable for fixed and mobile installations



Product Structure Parameters

Model	SP0029	SP0030	SP0031
Complete Product Structure	(24/0.20BC+PVC2.3)*4C+PVC7.3	(32/0.20BC+PVC2.5)*4C+PVC7.8	(30/0.25BC+PVC2.8)*4C+PVC8.5
Conductor Specification	4x0.75mm ² / 18AWG	4x1.0mm ² / 17AWG	4x1.5mm ² / 15AWG
Conductor Structure	OFC 24/0.20BC	OFC 32/0.20BC	OFC 30/0.25BC
Insulation Material OD	PVC / 2.3 mm	PVC / 2.5 mm	PVC / 2.8 mm
Insulation Color	BK RD BU WH	BK RD BU WH	BK RD
Outer Insulation Material	Elastic PVC	Elastic PVC	Elastic PVC
Jacket Color	BK GY	BK GY	BK GY
Jacket OD	7.3 mm	7.8 mm	8.5 mm

Electrical and Physical Properties

Conductor Resistance	26.0 Ω/km	19.5 Ω/km	13.3 Ω/km
Shield Resistance	/	/	/
Capacitance Between Conductors	/	/	/
Conductor and Shield Capacitance	/	/	/
Insulation Withstand Voltage	1.5 AC kv/min	1.5 AC kv/min	1.5 AC kv/min
Temperature Range	-20°C ~ +70°C	-20°C ~ +70°C	-20°C ~ +70°C

TWISTED SPEAKER CABLE

- Twisted pair outer cover tight type speaker cable
- Soft feel cable body and cost-effective
- Suitable for fixed and mobile installations



Product Structure Parameters

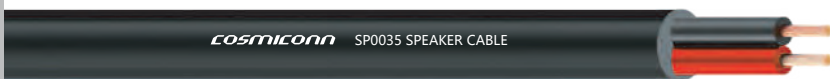
Model	SP0032	SP0033	SP0034
Complete Product Structure	(41/0.25BC+PVC3.1)*4C+PVC9.5	(50/0.25BC+PVC3.3)*4C+PVC10.0	(80/0.25BC+PVC3.9)*4C+PVC11.8
Conductor Specification	4x2.0mm ² / 14AWG	4x2.5mm ² / 13AWG	4x4.0mm ² / 11AWG
Conductor Structure	OFC 41/0.25BC	OFC 50/0.25BC	OFC 80/0.25BC
Insulation Material OD	PVC / 3.1 mm	PVC / 3.3 mm	PVC / 3.9 mm
Insulation Color	BK RD BU WH	BK RD BU WH	BK RD BU WH
Outer Insulation Material	Elastic PVC	Elastic PVC	Elastic PVC
Jacket Color	BK GY	BK GY	BK GY
Jacket OD	9.5 mm	10.0 mm	11.8 mm

Electrical and Physical Properties

Conductor Resistance	9.7 Ω/km	7.98 Ω/km	4.95 Ω/km
Shield Resistance	/	/	/
Capacitance Between Conductors	/	/	/
Conductor and Shield Capacitance	/	/	/
Insulation Withstand Voltage	1.5 AC kv/min	1.5 AC kv/min	1.5 AC kv/min
Temperature Range	-20°C ~ +70°C	-20°C ~ +70°C	-20°C ~ +70°C

ON-TWISTED SPEAKER CABLE

Straight external tight type speaker cable
Soft feel cable body and cost-effective
Suitable for fixed installation and mobile installations

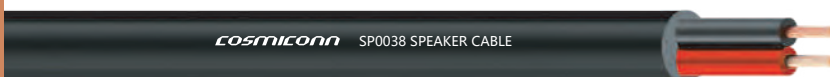


Product Structure Parameters			
Model	SP0035	SP0036	SP0037
Complete Product Structure	(24/0.20BC+PVC2.3)*2C+PVC6.0	(32/0.20BC+PVC2.5)*2C+PVC6.5	(30/0.25BC+PVC2.8)*2C+PVC7.2
Conductor Specification	2x0.75mm ² / 18AWG	2x1.0mm ² / 17AWG	2x1.5mm ² / 15AWG
Conductor Structure	OFC 24/0.20BC	OFC 32/0.20BC	OFC 30/0.25BC
Insulation Material OD	PVC / 2.3 mm	PVC / 2.5 mm	PVC / 2.8 mm
Insulation Color	BK RD	BK RD	BK RD
Outer Insulation Material	Elastic PVC	Elastic PVC	PVC
Jacket Color	BK GY	BK GY	BK GY
Jacket OD	6.0 mm	6.5 mm	7.2 mm

Electrical and Physical Properties			
Conductor Resistance	26.0 Ω/km	19.5 Ω/km	13.3 Ω/km
Shield Resistance	/	/	/
Capacitance Between Conductors	/	/	/
Conductor and Shield Capacitance	/	/	/
Insulation Withstand Voltage	1.5 AC kv/min	1.5 AC kv/min	1.5 AC kv/min
Temperature Range	-20°C ~ +70°C	-20°C ~ +70°C	-20°C ~ +70°C

ON-TWISTED SPEAKER CABLE

Straight external tight type speaker cable
Soft feel cable body and cost-effective
Suitable for fixed installation and mobile installations



Product Structure Parameters			
Model	SP0038	SP0039	SP0040
Complete Product Structure	(41/0.25BC+PVC3.1)*2C+PVC8.0	(50/0.25BC+PVC3.3)*2C+PVC8.2	(80/0.25BC+PVC3.9)*2C+PVC9.5
Conductor Specification	2x2.0mm ² / 14AWG	2x2.5mm ² / 13AWG	2x4.0mm ² / 11AWG
Conductor Structure	OFC 41/0.25BC	OFC 50/0.25BC	OFC 80/0.25BC
Insulation Material OD	PVC / 3.1 mm	PVC / 3.3 mm	PVC / 3.9 mm
Insulation Color	BK RD	BK RD	BK RD
Outer Insulation Material	Elastic PVC	Elastic PVC	Elastic PVC
Jacket Color	BK GY	BK GY	BK GY
Jacket OD	8.0 mm	8.2 mm	9.5 mm

Electrical and Physical Properties			
Conductor Resistance	9.7 Ω/km	7.98 Ω/km	4.95 Ω/km
Shield Resistance	/	/	/
Capacitance Between Conductors	/	/	/
Conductor and Shield Capacitance	/	/	/
Insulation Withstand Voltage	1.5 AC kv/min	1.5 AC kv/min	1.5 AC kv/min
Temperature Range	-20°C ~ +70°C	-20°C ~ +70°C	-20°C ~ +70°C

Power Cables



COSMICONN

POWER CABLE

- Power cable, suitable for integrated wiring



Product Structure Parameters

Model	PO0001
Complete Product Structure	(50/0.25BC+PVC3.8)*3C+PVC10.5
Conductor Specification	3x2.5mm ² / 13AWG
Conductor Structure	OFC 50/0.25BC
Insulation Material	PVC
Insulation Color	BU BN YE/GN
Outer Insulation Material	PVC
Jacket Color	BK
Jacket OD	10.5 mm

Electrical and Physical Properties

Conductor Resistance	7.98 Ω/km
Shield Resistance	/
Capacitance Between Conductors	/
Conductor and Shield Capacitance	/
Rated Voltage	1.5 KV
Service Voltage	AC 300V
Temperature Range	-20°C ~ +70°C

POWER CABLE

- Power cable, suitable for integrated wiring



Product Structure Parameters

Model	PO0002
Complete Product Structure	(30/0.25BC+PVC3.0)*3C+PVC9.3
Conductor Specification	3x1.5mm ² / 16AWG
Conductor Structure	OFC 30/0.25BC
Insulation Material	PVC
Insulation Color	BU BN YE/GN
Outer Insulation Material	PVC
Jacket Color	BK
Jacket OD	9.3 mm

Electrical and Physical Properties

Conductor Resistance	13.3 Ω/km
Shield Resistance	/
Capacitance Between Conductors	/
Conductor and Shield Capacitance	/
Rated Voltage	1.5 KV
Service Voltage	AC 300V
Temperature Range	-20°C ~ +70°C

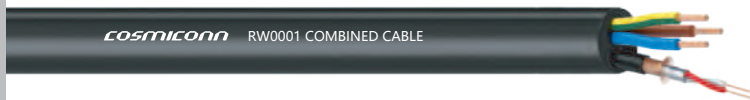
Combined Cables



COSMICONN

COMBINED CABLE

- AES/EBU & DMX + power supply combined control cable



Product Structure Parameters

Model	RW0001		RW0002	
Complete Product Structure	[(7/0.18BC+LDPE1.6)*2C+DW7/0.18TC+AL+PVC4.2]*1C + (30/0.25BC+PVC3.0)*3C+PPR+Non-woven+PVC11.0		[(7/0.18BC+LDPE1.6)*2C+DW7/0.18TC+AL+PVC4.2]*1C + (41/0.25BC+PVC3.3)*3C+PPR+Non-woven+PVC11.5	
Conductor Specification	2x0.18mm ² / 25AWG	3x1.5mm ² / 15AWG	2x0.18mm ² / 25AWG	3x2.0mm ² / 14AWG
Conductor Structure	OFC	7/0.18BC 30/0.25BC	OFC	7/0.18BC 41/0.25BC
Insulation Material OD	LDPE / 1.6mm	PVC / 3.0mm	LDPE / 1.6mm	PVC / 3.3mm
Insulation Color	RD WH/BN BU YE/GN		RD WH/BN BU YE/GN	
Shield Coverage	DW7/0.18TC	AL 100%	DW7/0.18TC	AL 100%
Inner Cover Material OD	PVC / 4.2mm		PVC / 4.2mm	
Inner Cover Color	BK		BK	
Outer Insulation Material	Elastic PVC		Elastic PVC	
Jacket Color	BK		BK	
Jacket OD	11.0 mm		11.5 mm	

Electrical and Physical Properties

Conductor Resistance	112 Ω/km	13.3 Ω/km	112 Ω/km	9.7 Ω/km
Shield Resistance	117.8 Ω/km		117.8 Ω/km	
Capacitance Between Conductors	48 pF/m		48 pF/m	
Conductor and Shield Capacitance	97 pF/m		97 pF/m	
Insulation Withstand Voltage	0.5 AC kv/min		0.5 AC kv/min	
Temperature Range	-20°C ~ +70°C		-20°C ~ +70°C	

COMBINED CABLE

- AES/EBU & DMX + power supply combined control cable



Product Structure Parameters

Model	RW0003			
Complete Product Structure	[(7/0.18BC+LDPE1.6)*2C+DW7/0.18TC+AL+PVC4.2]*1C+(50/0.25BC+PVC3.7)*3C+PPR+Non-woven+PVC11.8			
Conductor Specification	2x0.18mm ² / 25AWG	3x2.5mm ² / 13AWG		
Conductor Structure	OFC	7/0.18BC	50/0.25BC	
Insulation Material OD	LDPE / 1.6mm	PVC / 3.7mm		
Insulation Color	RD WH/BN BU YE/GN			
Shield Coverage	DW7/0.18TC	AL	100%	
Inner Cover Material OD	PVC / 4.2mm			
Inner Cover Color	BK			
Outer Insulation Material	Elastic PVC			
Jacket Color	BK			
Jacket OD	11.8 mm			

Electrical and Physical Properties

Conductor Resistance	112 Ω/km	7.98 Ω/km
Shield Resistance	117.8 Ω/km	
Capacitance Between Conductors	48 pF/m	
Conductor and Shield Capacitance	97 pF/m	
Insulation Withstand Voltage	0.5 AC kv/min	
Temperature Range	-20°C ~ +70°C	

COMBINED CABLE

- AES/EBU & DMX + power supply combined control cable



Product Structure Parameters

Model	RW0004		RW0005	
Complete Product Structure	[(30/0.08BC+HDPE1.25)*2C+Cotton Yarn+AL+BD16/5/0.10TC+PVC4.5]*1C+(30/0.25BC+PVC3.0)*3C+PPR+Non-woven+PVC11.3		[(30/0.08BC+HDPE1.25)*2C+Cotton Yarn+AL+BD16/5/0.10TC+PVC4.5]*1C+(41/0.25BC+PVC3.3)*3C+PPR+Non-woven+PVC11.5	
Conductor Specification	2x0.15mm ² / 25AWG	3x1.5mm ² / 15AWG	2x0.15mm ² / 25AWG	3x2.0mm ² / 14AWG
Conductor Structure	OFC	30/0.08BC 30/0.25BC	OFC	30/0.08BC 41/0.25BC
Insulation Material OD	HDPE / 1.25mm	PVC / 3.0mm	HDPE / 1.25mm	PVC / 3.3mm
Insulation Color	BU WH/BN	BU YE/GN	BU WH/BN	BU YE/GN
Shield Coverage	BD16/5/0.10TC	75% AL 100%	BD16/5/0.10TC	75% AL 100%
Inner Cover Material OD	PVC / 4.5mm		PVC / 4.5mm	
Inner Cover Color	BK		BK	
Outer Insulation Material	Elastic PVC		Elastic PVC	
Jacket Color	BK		BK	
Jacket OD	11.3 mm		11.5 mm	

Electrical and Physical Properties

Conductor Resistance	132.4 Ω/km	13.3 Ω/km	132.4 Ω/km	7.98 Ω/km
Shield Resistance	33.4 Ω/km		33.4 Ω/km	
Capacitance Between Conductors	55 pF/m		55 pF/m	
Conductor and Shield Capacitance	113 pF/m		113 pF/m	
Insulation Withstand Voltage	0.5 AC kv/min		0.5 AC kv/min	
Temperature Range	-20°C ~ +70°C		-20°C ~ +70°C	

COMBINED CABLE

- AES/EBU & DMX + power supply combined control cable



Product Structure Parameters

Model	RW0006	
Complete Product Structure	[(30/0.08BC+HDPE1.25)*2C+Cotton Yarn+AL+BD16/5/0.10TC+PVC4.5]*1C+(50/0.25BC+PVC3.7)*3C+PPR+Non-woven+PVC12.0	
Conductor Specification	2x0.15mm ² / 25AWG	3x2.5mm ² / 13AWG
Conductor Structure	OFC	30/0.08BC 50/0.25BC
Insulation Material OD	HDPE / 1.25mm	PVC / 3.7mm
Insulation Color	BU WH/BN	BU YE/GN
Shield Coverage	BD16/5/0.10TC	75% AL 100%
Inner Cover Material OD	PVC / 4.5mm	
Inner Cover Color	BK	
Outer Insulation Material	Elastic PVC	
Jacket Color	BK	
Jacket OD	12.0 mm	

Electrical and Physical Properties

Conductor Resistance	132.4 Ω/km	7.98 Ω/km
Shield Resistance	33.4 Ω/km	
Capacitance Between Conductors	55 pF/m	
Conductor and Shield Capacitance	113 pF/m	
Insulation Withstand Voltage	0.5 AC kv/min	
Temperature Range	-20°C ~ +70°C	

COMBINED CABLE

- AES/EBU & DMX + power supply combined control cable



Product Structure Parameters

Model	RW0007	
Complete Product Structure	[(30/0.08BC+HDPE1.25)*2C+Cotton Yarn+AL+BD16/5/0.10TC+PVC4.5]*1C+[(30/0.25BC+PVC3.0)*3C+PVC7.0]*1C+PPR+Non-woven+PVC14.5	
Conductor Specification	2x0.15mm ² / 25AWG	3x1.5mm ² / 13AWG
Conductor Structure	OFC	30/0.08BC 30/0.25BC
Insulation Material OD	HDPE / 1.25mm	PVC / 3.0mm
Insulation Color	BU WH/BN	BU YE/GN
Shield Coverage	BD16/5/0.10TC	75% AL 100%
Inner Cover Material OD	PVC / 4.5mm	PVC / 7.0mm
Inner Cover Color	BK	
Outer Insulation Material	Elastic PVC	
Jacket Color	BK	
Jacket OD	14.5 mm	

Electrical and Physical Properties

Conductor Resistance	132.4 Ω/km	7.98 Ω/km
Shield Resistance	33.4 Ω/km	
Capacitance Between Conductors	55 pF/m	
Conductor and Shield Capacitance	113 pF/m	
Insulation Withstand Voltage	0.5 AC kv/min	
Temperature Range	-20°C ~ +70°C	

COMBINED CABLE

- AES/EBU & DMX + power supply combined control cable



Product Structure Parameters

Model	RW0008		RW0009	
Complete Product Structure	[(7/0.18BC+LDPE1.6)*2C+DW7/0.18TC+AL+PVC4.2]*1C+[(50/0.25BC+PVC3.5)*3C+PVC8.5]*1C+PPR+Non-woven+PVC16.0		[(7/0.18BC+LDPE1.6)*2C+DW7/0.18TC+AL+PVC4.2]*1C+[(30/0.25BC+PVC3.0)*3C+PVC7.2]*1C+PPR+Non-woven+PVC14.3	
Conductor Specification	2x0.18mm ² / 25AWG	3x2.5mm ² / 13AWG	2x0.18mm ² / 25AWG	3x1.5mm ² / 13AWG
Conductor Structure	OFC	7/0.18BC 50/0.25BC	OFC	7/0.18BC 30/0.25BC
Insulation Material OD	LDPE / 1.8mm	PVC / 3.5mm	LDPE / 1.8mm	PVC / 3.0mm
Insulation Color	RD WH - BU	BN YE/GN	RD WH - BU	BN YE/GN
Shield Coverage	DW7/0.18TC	AL 100%	DW7/0.18TC	AL 100%
Inner Cover Material OD	PVC / 4.2mm		PVC / 4.2mm	
Inner Cover Color	BK		BK	
Outer Insulation Material	Elastic PVC		Elastic PVC	
Jacket Color	BK		BK	
Jacket OD	16.0 mm		14.3 mm	

Electrical and Physical Properties

Conductor Resistance	112 Ω/km	7.98 Ω/km	112 Ω/km	7.98 Ω/km
Shield Resistance	117.8 Ω/km		117.8 Ω/km	
Capacitance Between Conductors	49 pF/m		49 pF/m	
Conductor and Shield Capacitance	97 pF/m		97 pF/m	
Insulation Withstand Voltage	0.5 AC kv/min		0.5 AC kv/min	
Temperature Range	-20°C ~ +70°C		-20°C ~ +70°C	

Premade Cables



COSMICONN



In recent years, SEETRONIC connectors has become more and more popular with customers at home and abroad. In the long-term communication with customers, we have learned that they are always troubled finding excellent cables. Therefore, with the strong support and expectation of many SEETRONIC loyal customers, COSMICONN brand was established to provide a variety of cable products and services for them.

Relying on Seetronic connectors and related technologies, COSMICONN premade cables offers high-quality premade cable products in specialized areas such as from microphone cables to DMX cables, guitar cables, speaker cables, network cables, power cables and combined cables



MICROPHONE SERIES

CMC-MF3-MM3-L

SCMF3-BG - SCMM3-BG
 XLR 3 pole female - XLR 3 pole male - M Series
 black shell, gold contacts



MICROPHONE SERIES

CMC-MF5-MM5-L

SCMF5 - SCMM5
 XLR 5 pole female - XLR 5 pole male - M Series



MICROPHONE SERIES

CMC-SF3-SM3-L

SCSF3 - SCSM3
 XLR 3 pole female - XLR 3 pole male - S Series



MICROPHONE SERIES

CMC-WF3-WM3-L

SCWF3 - SCWM3
 XLR 3 pole female - XLR 3 pole male - W Series



AUDIO SERIES

CMC-MF3-PM-L

SCMF3 - MP2X

XLR 3 pole female - 6.35mm mono plug



AUDIO SERIES

CMC-MM3-PM-L

SCMM3-BG - MP2X-BG

XLR 3 pole male - 6.35mm mono plug



AUDIO SERIES

CMC-SF5-PS-L

SCSF3 - MP3X

XLR 3 pole female - 6.35mm stereo plug



AUDIO SERIES

CMC-SF5-PS-L

SCSF5-BG - MP3X-BG

XLR 5 pole female - 6.35mm stereo plug
black shell, gold contacts



AUDIO SERIES

CMC-MF3-TPR-L

SCMF3-BG - MTP3RC-BG
XLR 3 pole female - 3.5mm stereo right angle plug
black shell, gold contacts



AUDIO SERIES

CMC-MF3-TP-L

SCMF3 - MTP3C
XLR 3 pole female - 3.5mm stereo plug



AUDIO SERIES

CMC-MM5-TP-L

SCMM5 - MTP3C
XLR 5 pole male - 3.5mm stereo plug



AUDIO SERIES

CMC-TP-TP-L

MTP3C-BG - MTP3C-BG
6.35mm mono plug - 6.35mm mono plug
black shell, gold contact



AUDIO SERIES

CMC-TP-RM-L

MTP3C-BG - MT380

3.5mm stereo plug - RCA plug



AUDIO SERIES

CMC-PS-PS-L

MP3X - MP3X

6.35mm stereo plug - 6.35mm stereo plug



AUDIO SERIES

CMC-PM-TP-L

MP2X-BG - MTP3C-BG

6.35mm mono plug - 3.5mm stereo plug
black shell, gold contact



AUDIO SERIES

CMC-PM-RM-L

MP2X-BG - MT380

6.35mm mono plug - RCA plug
black shell, gold contact



AUDIO SERIES

CMC-PS-TP-L

MP3X - MTP3C-BG

6.35mm stereo plug - 3.5mm stereo plug



AUDIO SERIES

CRC-MF3-2MM3-L

SCMF3 transfer two SCMM3

XLR 3 pole female - 2 XLR 3 pole male



AUDIO SERIES

CMC-MM3-2MF3-L

SCMM3 transfer two SCMF3

XLR 3 pole male - 2 XLR 3 pole female



INSTRUMENT SERIES

CGT-PM-PM-L

MP2X - MP2X

6.35mm mono plug - 6.35mm mono plug



INSTRUMENT SERIES

CGT-PM-PMR-L

MP2X - MP2RX

6.35mm mono plug - 6.35mm mono right angle plug



INSTRUMENT SERIES

CGT-PM-PMR-L

MP2X-BG - MP2RX-BG

6.35mm mono plug - 6.35mm mono right angle plug

black shell, gold contact



INSTRUMENT SERIES

CGT-PMR-PMR-L

MP2RX-BG - MP2RX-BG

6.35mm mono right angle plug - 6.35mm mono right angle plug

black shell, gold contact



DMX-512 SERIES

CDM-MF3-MM3-L

SCMF3 - SCMM3
XLR 3 pole female - XLR 3 pole male - M Series



DMX-512 SERIES

CDM-MF5-MM5-L

SCMF5-BG - SCMM5-BG
XLR 5 pole female - XLR 5 pole male - M Series
black shell, gold contacts



DMX-512 SERIES

CDM-SF3-SM3-L

SCSF3 - SCSM3
XLR 3 pole female - XLR 3 pole male - S Series



DMX-512 SERIES

CDM-WF3-WM3-L

SCWF3-B - SCWM3-B
XLR 3 pole female - XLR 3 pole male - W Series



SPEAKER SERIES

CSP-4FC-4FC-L
ML4FC-X - ML4FC-X
4 pole loudspeaker 30A



SPEAKER SERIES

CSP-4FX-4FX-L
SL4FX-N - SL4FX-N
4 pole loudspeaker 40A



SPEAKER SERIES

CSP-4FX-PM-L
SL4FX-N - MP2X
4 pole loudspeaker 40A - 6.35mm mono plug



SPEAKER SERIES

CSP-DF4-DF4-L
SLDF4 - SLDF4
4 pole loudspeaker 50A, female



SPEAKER SERIES

CSP-DM4-DM4-L
SLDM4 - SLDM4
4 pole loudspeaker 50A, male



POWER SERIES

CPO-CA-CB-L
SAC3FCA - SAC3FCB
Indoor power-in, power-out



POWER SERIES

CPO-CAW-CBW-L
SAC3FCA-N-W - SAC3FCB-N-W
Outdoor power-in, power-out



POWER SERIES

CPO-FX-MX-L
SAC3FX - SAC3MX
Outdoor power-in, power-out



OVERMOLDED POWER CABLE SERIES

CPO-FX-USP-L
SAC3FX - American plug
UL CUL 14AWG (2.08mm²)



OVERMOLDED POWER CABLE SERIES

CPO-FX-EUP-L
SAC3FX - Schuko plug
VDE H07RN-F 3G 2.5mm²



OVERMOLDED POWER CABLE SERIES

CPO-FX-CNP-L
SAC3FX - China plug right angle
CCC 450/750V 3x1.5mm²



OVERMOLDED POWER CABLE SERIES

CPO-CA-USP-L
SAC3FCA - American plug
UL CUL 14AWG (2.08mm²)



NETWORK SERIES

CCA-MC1-MC1-L

SE8MC-1-NEW - SE8MC-1-NEW
Indoor Ethernet cable



NETWORK SERIES

CCA-MC2-MC2-L

SE8MC-02-B-NEW - SE8MC-02-B-NEW
Outdoor Ethernet cable



NETWORK SERIES

CCA-MC5-MC5-L

SE8MC-05-NEW - SE8MC-05-NEW
Outdoor Ethernet cable



COMBINED SERIES

CRW-CAMF3-CBMM3-L

SAC3FCA : SCMF3 - SAC3FCB : SCMM3

Indoor signal and power supply combined in one piece

DMX 2x0.18mm² (25AWG), power supply 3x2.5mm² (13AWG)



COMBINED SERIES

CRW-FXWF3-MXWM3-L

SAC3FX : SCWF3 - SAC3MX : SCWM3

Outdoor signal and power supply combined in one piece

DMX 2x0.18mm² (25AWG), power supply 3x2.5mm² (13AWG)



Bulk Cable Number Ordering

MC 0001 A - 001 3 - 100M

① ② ③ ④ ⑤ ⑥

①	Cable Type	Microphone DMX - AES/EBU Speaker Instrument Combined Network Power	MC DM SP GT RW CA PO
②	Cable Specifications	Refer cable parameters	0001-9999
③	Jacket Color	Black Brown Red Orange Yellow Green Blue Purple Gray White	A Z R O Y G B P H W
④	Jacket Printing	No printing Standard Neutral Customized	000 001 002 003-999
⑤	Packing Method	Pre-cut No reel Paper reel Plastic reel Wood reel	0 1 2 3 4
⑥	Length	Length in meters	100 meters

Premade Cable Number Ordering

C MC01 - MF3 - PM - 1.5

① ② ③ ④ ⑤

① Cable Brand	COSMICONN	C		
② Cable Type	Microphone DMX - AES/EBUs Instrument Network Speaker Combined Power Cable Specification	MC DM GT CA SP RW PO 01-99		
③ Connector Type 1	RJ45 Series	MC*		SE8MC-(*1/2/5)-NEW
④ Connector Type 2	Power Series	CA, CB CAW, CBW FX, MX		SAC3FCA, SAC3FCB SAC3FCA-N-W, SAC3FCB-N-W SAC3FX, SAC3MX
	XLR Series	MF*, MM* SF*, SM* WF*, WM*		SCMF*3/4/5, SCMM*3/4/5 SCSF*3/4/5, SCSM*3/4/5 SCWF*3/4/5, SCWM*3/4/5
	1/4" Plug Series	PM PS PMR PSR		Plug mono Plug stereo Plug mono right angle Plug stereo right angle
	3.5mm Plug Series	TP TPR		MTP3C or M2TP3C MTP3RC or M2TPR3C
	RCA Series	RM, RF		MT380 (male), MT390 (female)
	Loudspeaker Series	4FC, 4FX, DF4, DM4		ML4FC, SL4FX-N, SLDF4, SLDM4
	Power Plug	CNP, EUP, USP		CNP-China, EUP-Europe, USP-America
	No Connector	NC		
⑤ Length	Length in meters	1.5		1.5 m



For further information and inquiries:

T +86 574 8281 9269
F +86 574 8307 0418
E sales@cosmiconn.com
W www.cosmiconn.com